



**Business
Canterbury**
Our Chamber of Commerce

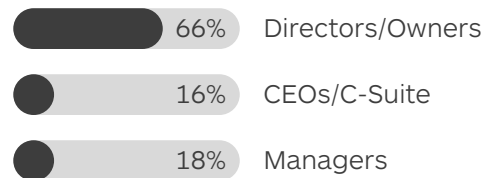
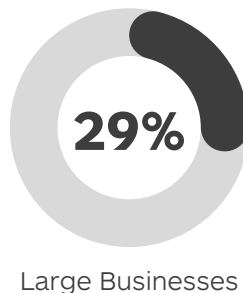
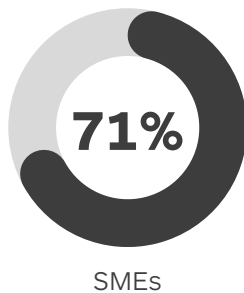
Quarterly Canterbury Business Survey

August 2025 | In field: 18 August - 5 September

Canterbury Snapshot



Respondents



Top issues

1. Consumer confidence and demand
2. Productivity and growth
3. Inflation and interest rates
4. Compliance costs
5. Cashflow and account receivable/payable

Top Industry Response

1. Manufacturing
2. Professional services
3. Hospitality, Accommodation, Retail & Tourism
4. Primary Industries and Agriculture
5. Construction and civil

64%

Expect the Canterbury economy to be stronger in 12 months.

59%

Expect to invest in property, plant, and equipment within the next 12 months.

55%

Expect to hire new staff within the next 12 months.

64%

Expect stronger financial performance over the next 12 months.

32%

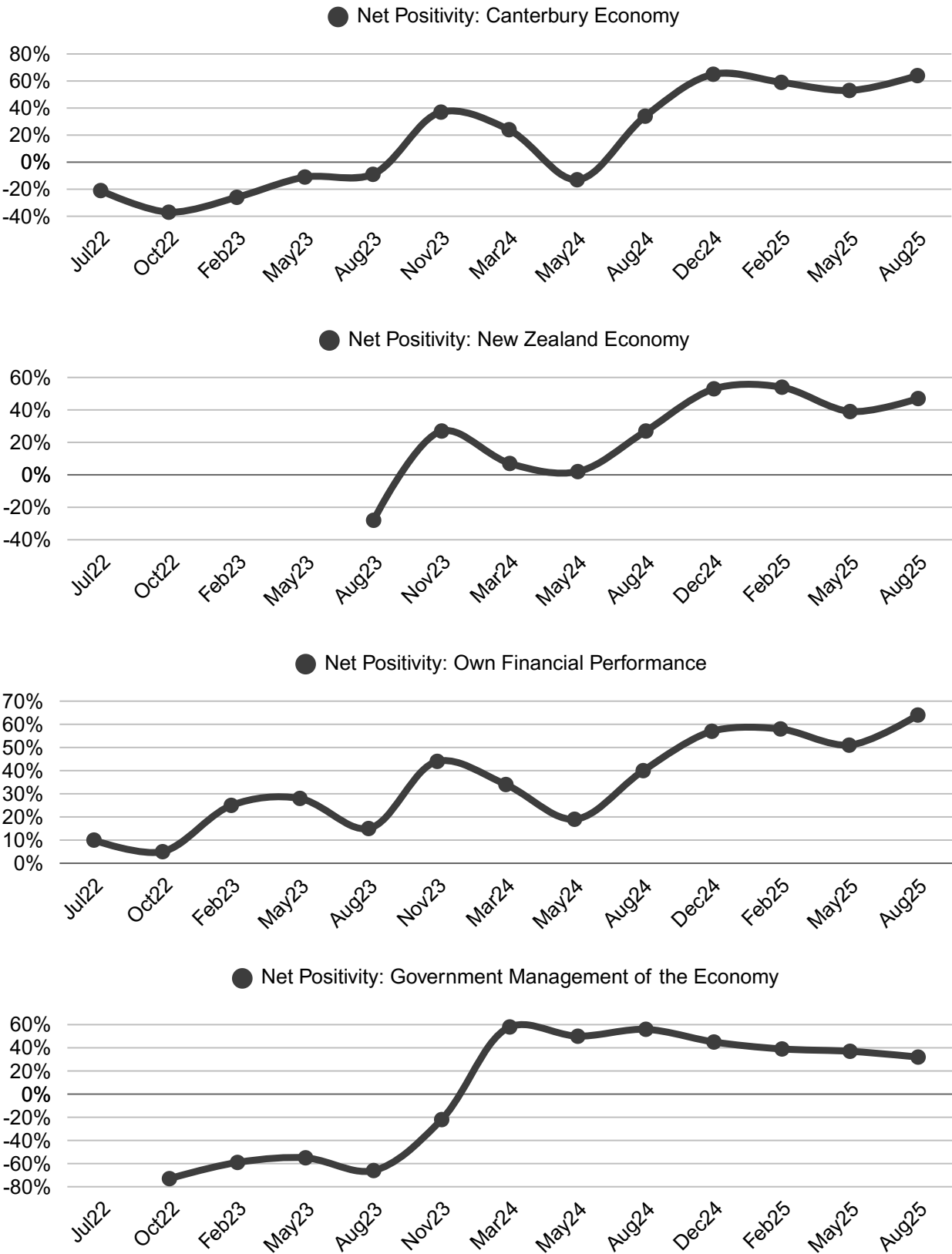
Think the Government is managing the economy better than 12 months ago

79%

Are confident in their ability to deal with disruption.

Business confidence: net positivity scores

To calculate a net positivity score, we subtract the percentage of negative responses from the percentage of positive responses. A higher net positivity score indicates a more positive overall sentiment, while a lower score suggests a more negative sentiment.



Top issues

In every survey, we ask respondents to select the three biggest concerns for them. The graph below shows the proportion of respondents who listed one of the following four issues among their top three concerns.

